



Assembly for 3d printer

catalogue


Assembly for metal frame 3d printer kit.....	1
1,Assembly frame.....	2
2,Assembly Y axis.....	19
3,Assembly X axis.....	52
4,Assembly Z axis.....	75
5,Assembly heated bed.....	113
6,Assembly LCD.....	120
7,Assembly motherboard and connect.....	126
8, Arrange cables.....	138



1, Assembly frame



Zhengzhou Chaokuo Electronic Technology Co., Ltd.

<http://flsun3d.en.alibaba.com> Tel: +0086-371-63433908 Email: xiaochen@flsun3d.com Skype: china3dprinter






Zhengzhou Chaokuo Electronic Technology Co., Ltd.

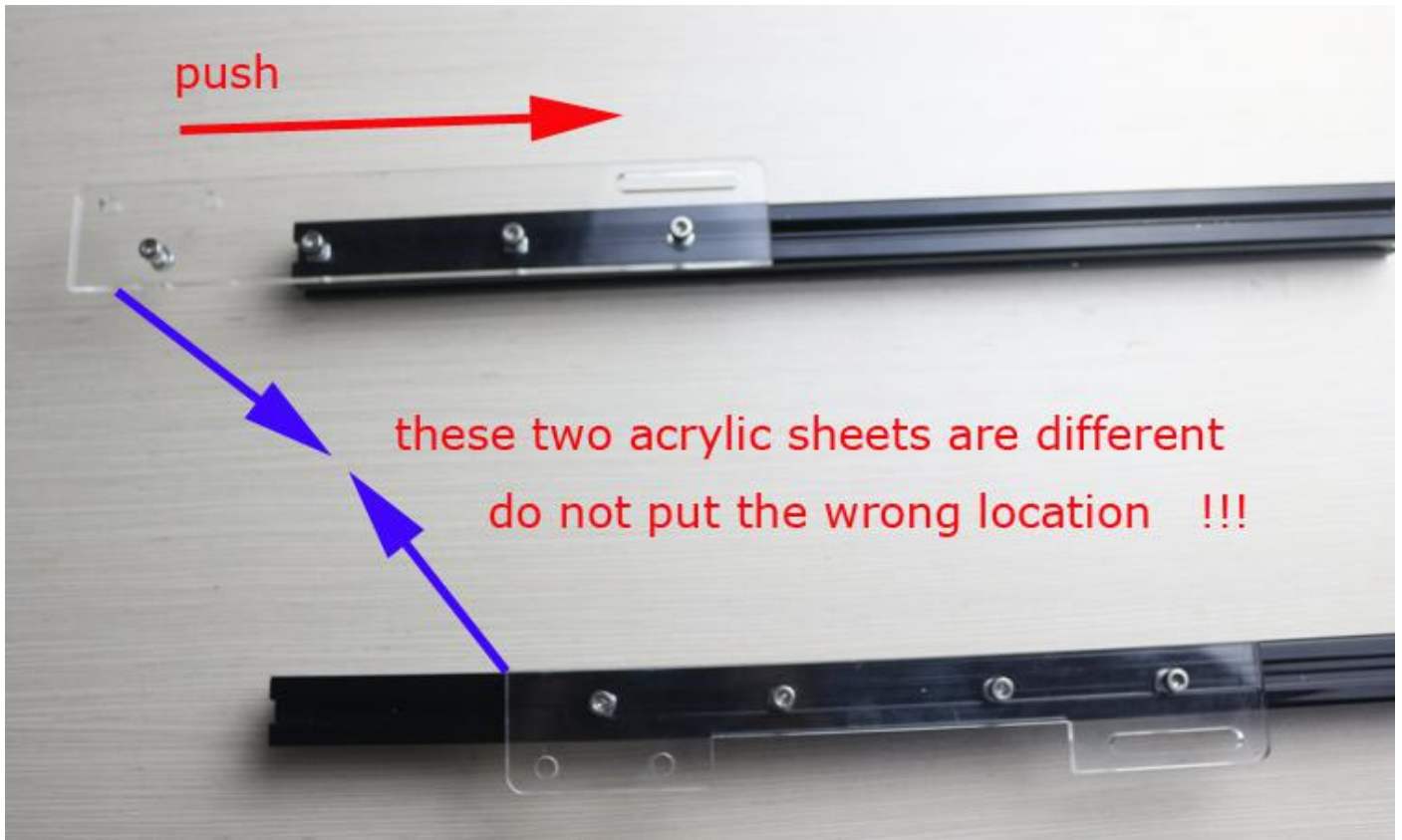
<http://flsun3d.en.alibaba.com> Tel: +0086-371-63433908 Email: xiaochen@flsun3d.com Skype: china3dprinter

fixed the four screws evenly, keep the keep acrylic sheet edge and aluminum align





Zhengzhou Chaokuo Electronic Technology Co., Ltd.

<http://flsun3d.en.alibaba.com> Tel: +0086-371-63433908 Email: xiaochen@flsun3d.com Skype: china3dprinter



Zhengzhou Chaokuo Electronic Technology Co., Ltd.



<http://flsun3d.en.alibaba.com> Tel: +0086-371-63433908 Email: xiaochen@flsun3d.com Skype: china3dprinter




Zhengzhou Chaokuo Electronic Technology Co., Ltd.

<http://flsun3d.en.alibaba.com> Tel: +0086-371-63433908 Email: xiaochen@flsun3d.com Skype: china3dprinter

fixed the four screws evenly,
keep the acrylic sheet edge and aluminum align






Zhengzhou Chaokuo Electronic Technology Co., Ltd.

<http://flsun3d.en.alibaba.com> Tel: +0086-371-63433908 Email: xiaochen@flsun3d.com Skype: china3dprinter




Zhengzhou Chaokuo Electronic Technology Co., Ltd.

<http://flsun3d.en.alibaba.com> Tel: +0086-371-63433908 Email: xiaochen@flsun3d.com Skype: china3dprinter





Zhengzhou Chaokuo Electronic Technology Co., Ltd.

<http://flsun3d.en.alibaba.com> Tel: +0086-371-63433908 Email: xiaochen@flsun3d.com Skype: china3dprinter




Zhengzhou Chaokuo Electronic Technology Co., Ltd.

<http://flsun3d.en.alibaba.com> Tel: +0086-371-63433908 Email: xiaochen@flsun3d.com Skype: china3dprinter




Zhengzhou Chaokuo Electronic Technology Co., Ltd.

<http://flsun3d.en.alibaba.com> Tel: +0086-371-63433908 Email: xiaochen@flsun3d.com Skype: china3dprinter





Zhengzhou Chaokuo Electronic Technology Co., Ltd.

<http://flsun3d.en.alibaba.com> Tel: +0086-371-63433908 Email: xiaochen@flsun3d.com Skype: china3dprinter




Zhengzhou Chaokuo Electronic Technology Co., Ltd.

<http://flsun3d.en.alibaba.com> Tel: +0086-371-63433908 Email: xiaochen@flsun3d.com Skype: china3dprinter



Zhengzhou Chaokuo Electronic Technology Co., Ltd.

<http://flsun3d.en.alibaba.com> Tel: +0086-371-63433908 Email: xiaochen@flsun3d.com Skype: china3dprinter



Zhengzhou Chaokuo Electronic Technology Co., Ltd.

<http://flsun3d.en.alibaba.com> Tel: +0086-371-63433908 Email: xiaochen@flsun3d.com Skype: china3dprinter



2, Assembly Y axis



Zhengzhou Chaokuo Electronic Technology Co., Ltd.

<http://flsun3d.en.alibaba.com> Tel: +0086-371-63433908 Email: xiaochen@flsun3d.com Skype: china3dprinter



Zhengzhou Chaokuo Electronic Technology Co., Ltd.

<http://flsun3d.en.alibaba.com> Tel: +0086-371-63433908 Email: xiaochen@flsun3d.com Skype: china3dprinter



Zhengzhou Chaokuo Electronic Technology Co., Ltd.


<http://flsun3d.en.alibaba.com> Tel: +0086-371-63433908 Email: xiaochen@flsun3d.com Skype: china3dprinter





Zhengzhou Chaokuo Electronic Technology Co., Ltd.

<http://flsun3d.en.alibaba.com> Tel: +0086-371-63433908 Email: xiaochen@flsun3d.com Skype: china3dprinter




Zhengzhou Chaokuo Electronic Technology Co., Ltd.

<http://flsun3d.en.alibaba.com> Tel: +0086-371-63433908 Email: xiaochen@flsun3d.com Skype: china3dprinter





Zhengzhou Chaokuo Electronic Technology Co., Ltd.

<http://flsun3d.en.alibaba.com> Tel: +0086-371-63433908 Email: xiaochen@flsun3d.com Skype: china3dprinter




Zhengzhou Chaokuo Electronic Technology Co., Ltd.

<http://flsun3d.en.alibaba.com> Tel: +0086-371-63433908 Email: xiaochen@flsun3d.com Skype: china3dprinter



Zhengzhou Chaokuo Electronic Technology Co., Ltd.

<http://flsun3d.en.alibaba.com> Tel: +0086-371-63433908 Email: xiaochen@flsun3d.com Skype: china3dprinter





first fixed these
part screw




then fixed these
part screw

Zhengzhou Chaokuo Electronic Technology Co., Ltd.

<http://flsun3d.en.alibaba.com> Tel: +0086-371-63433908 Email: xiaochen@flsun3d.com Skype: china3dprinter





if the hole is too small ,could repair the hole
by scissors to enlarge the hole





Zhengzhou Chaokuo Electronic Technology Co., Ltd.

<http://flsun3d.en.alibaba.com> Tel: +0086-371-63433908

Email: xiaochen@flsun3d.com


Skype: china3dprinter





Zhengzhou Chaokuo Electronic Technology Co., Ltd.



<http://flsun3d.en.alibaba.com> Tel: +0086-371-63433908 Email: xiaochen@flsun3d.com Skype: china3dprinter



M3*12 M4*10 M3*8 M4



Zhengzhou Chaokuo Electronic Technology Co., Ltd.


<http://flsun3d.en.alibaba.com> Tel: +0086-371-63433908 Email: xiaochen@flsun3d.com Skype: china3dprinter







Zhengzhou Chaokuo Electronic Technology Co., Ltd.



<http://flsun3d.en.alibaba.com> Tel: +0086-371-63433908 Email: xiaochen@flsun3d.com Skype: china3dprinter











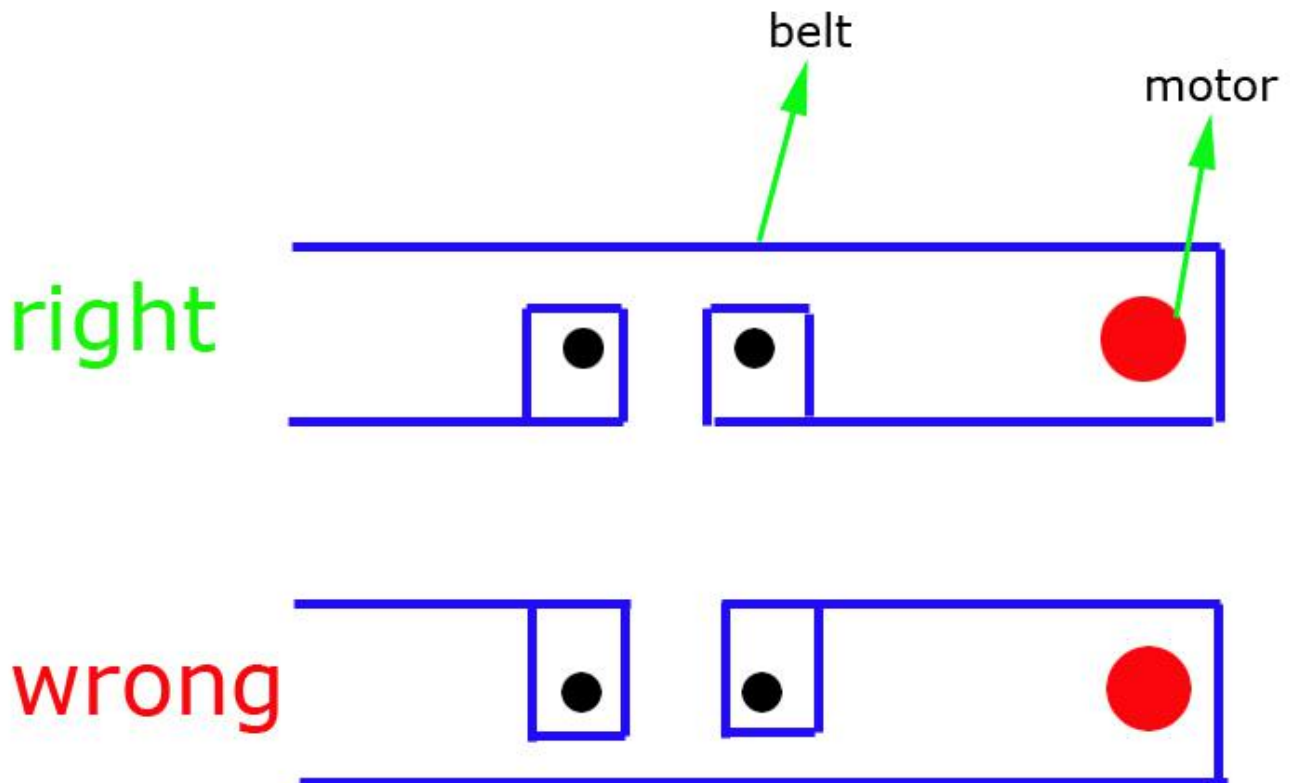
assembly belt



overlook

about the belt,pls assembly as the right pictrue,this way is suit to motor move direction .

if assembly as the wrong pictrue,will modify firmware or adjust the motor connect line


so we promise default assembly is the right pictrue






Zhengzhou Chaokuo Electronic Technology Co., Ltd.

<http://flsun3d.en.alibaba.com> Tel: +0086-371-63433908 Email: xiaochen@flsun3d.com Skype: china3dprinter




Zhengzhou Chaokuo Electronic Technology Co., Ltd.

<http://flsun3d.en.alibaba.com> Tel: +0086-371-63433908 Email: xiaochen@flsun3d.com Skype: china3dprinter




Zhengzhou Chaokuo Electronic Technology Co., Ltd.

<http://flsun3d.en.alibaba.com> Tel: +0086-371-63433908 Email: xiaochen@flsun3d.com Skype: china3dprinter




Zhengzhou Chaokuo Electronic Technology Co., Ltd.

<http://flsun3d.en.alibaba.com> Tel: +0086-371-63433908 Email: xiaochen@flsun3d.com Skype: china3dprinter




Zhengzhou Chaokuo Electronic Technology Co., Ltd.

<http://flsun3d.en.alibaba.com> Tel: +0086-371-63433908 Email: xiaochen@flsun3d.com Skype: china3dprinter




Zhengzhou Chaokuo Electronic Technology Co., Ltd.

<http://flsun3d.en.alibaba.com> Tel: +0086-371-63433908 Email: xiaochen@flsun3d.com Skype: china3dprinter




at the same time ,move motor
and belt pillow,to keep align





Zhengzhou Chaokuo Electronic Technology Co., Ltd.

<http://flsun3d.en.alibaba.com> Tel: +0086-371-63433908 Email: xiaochen@flsun3d.com Skype: china3dprinter




Zhengzhou Chaokuo Electronic Technology Co., Ltd.

<http://flsun3d.en.alibaba.com> Tel: +0086-371-63433908 Email: xiaochen@flsun3d.com Skype: china3dprinter




Zhengzhou Chaokuo Electronic Technology Co., Ltd.

<http://flsun3d.en.alibaba.com> Tel: +0086-371-63433908 Email: xiaochen@flsun3d.com Skype: china3dprinter



3, Assembly X axis











Zhengzhou Chaokuo Electronic Technology Co., Ltd.

<http://flsun3d.en.alibaba.com> Tel: +0086-371-63433908 Email: xiaochen@flsun3d.com Skype: china3dprinter











Zhengzhou Chaokuo Electronic Technology Co., Ltd.

<http://flsun3d.en.alibaba.com> Tel: +0086-371-63433908 Email: xiaochen@flsun3d.com Skype: china3dprinter





align for printing model and linear bearings



Zhengzhou Chaokuo Electronic Technology Co., Ltd.

<http://flsun3d.en.alibaba.com> Tel: +0086-371-63433908 Email: xiaochen@flsun3d.com Skype: china3dprinter



Zhengzhou Chaokuo Electronic Technology Co., Ltd.

<http://flsun3d.en.alibaba.com> Tel: +0086-371-63433908 Email: xiaochen@flsun3d.com Skype: china3dprinter




Zhengzhou Chaokuo Electronic Technology Co., Ltd.


<http://flsun3d.en.alibaba.com> Tel: +0086-371-63433908 Email: xiaochen@flsun3d.com Skype: china3dprinter



Zhengzhou Chaokuo Electronic Technology Co., Ltd.


<http://flsun3d.en.alibaba.com> Tel: +0086-371-63433908 Email: xiaochen@flsun3d.com Skype: china3dprinter






Zhengzhou Chaokuo Electronic Technology Co., Ltd.


<http://flsun3d.en.alibaba.com> Tel: +0086-371-63433908 Email: xiaochen@flsun3d.com Skype: china3dprinter





Zhengzhou Chaokuo Electronic Technology Co., Ltd.

<http://flsun3d.en.alibaba.com> Tel: +0086-371-63433908 Email: xiaochen@flsun3d.com Skype: china3dprinter





this is printing parts, if these 4 hole are not large enough, repair them by scissors and knife, expand them to insert rod



Zhengzhou Chaokuo Electronic Technology Co., Ltd.


<http://flsun3d.en.alibaba.com> Tel: +0086-371-63433908 Email: xiaochen@flsun3d.com Skype: china3dprinter



Zhengzhou Chaokuo Electronic Technology Co., Ltd.

<http://flsun3d.en.alibaba.com> Tel: +0086-371-63433908 Email: xiaochen@flsun3d.com Skype: china3dprinter






Zhengzhou Chaokuo Electronic Technology Co., Ltd.

<http://flsun3d.en.alibaba.com> Tel: +0086-371-63433908 Email: xiaochen@flsun3d.com Skype: china3dprinter







Zhengzhou Chaokuo Electronic Technology Co., Ltd.


<http://flsun3d.en.alibaba.com> Tel: +0086-371-63433908

Email: xiaochen@flsun3d.com

Skype: china3dprinter





4, Assembly Z axis



Zhengzhou Chaokuo Electronic Technology Co., Ltd.

<http://flsun3d.en.alibaba.com> Tel: +0086-371-63433908 Email: xiaochen@flsun3d.com Skype: china3dprinter






Zhengzhou Chaokuo Electronic Technology Co., Ltd.

<http://flsun3d.en.alibaba.com> Tel: +0086-371-63433908



Email: xiaochen@flsun3d.com

Skype: china3dprinter



Zhengzhou Chaokuo Electronic Technology Co., Ltd.

<http://flsun3d.en.alibaba.com> Tel: +0086-371-63433908 Email: xiaochen@flsun3d.com Skype: china3dprinter





Zhengzhou Chaokuo Electronic Technology Co., Ltd.

<http://flsun3d.en.alibaba.com> Tel: +0086-371-63433908



Email: xiaochen@flsun3d.com

Skype: china3dprinter




Zhengzhou Chaokuo Electronic Technology Co., Ltd.

<http://flsun3d.en.alibaba.com> Tel: +0086-371-63433908 Email: xiaochen@flsun3d.com Skype: china3dprinter



Zhengzhou Chaokuo Electronic Technology Co., Ltd.

<http://flsun3d.en.alibaba.com> Tel: +0086-371-63433908 Email: xiaochen@flsun3d.com Skype: china3dprinter




Zhengzhou Chaokuo Electronic Technology Co., Ltd.

<http://flsun3d.en.alibaba.com> Tel: +0086-371-63433908 Email: xiaochen@flsun3d.com Skype: china3dprinter




motor shaft and inside align





Zhengzhou Chaokuo Electronic Technology Co., Ltd.

<http://flsun3d.en.alibaba.com> Tel: +0086-371-63433908 Email: xiaochen@flsun3d.com Skype: china3dprinter



Zhengzhou Chaokuo Electronic Technology Co., Ltd.

<http://flsun3d.en.alibaba.com> Tel: +0086-371-63433908 Email: xiaochen@flsun3d.com Skype: china3dprinter






Zhengzhou Chaokuo Electronic Technology Co., Ltd.

<http://flsun3d.en.alibaba.com> Tel: +0086-371-63433908


Email: xiaochen@flsun3d.com

Skype: china3dprinter





if the screw bar position
can not suit to the hole,pls
adjust the X motor part,
ensure,the screw bar suit to
this hole





adjust these two parts to ensure screw
bar position suit to hole



Zhengzhou Chaokuo Electronic Technology Co., Ltd.



<http://flsun3d.en.alibaba.com> Tel: +0086-371-63433908

Email: xiaochen@flsun3d.com

Skype: china3dprinter










Zhengzhou Chaokuo Electronic Technology Co., Ltd.

<http://flsun3d.en.alibaba.com> Tel: +0086-371-63433908 Email: xiaochen@flsun3d.com Skype: china3dprinter





Zhengzhou Chaokuo Electronic Technology Co., Ltd.



<http://flsun3d.en.alibaba.com> Tel: +0086-371-63433908 Email: xiaochen@flsun3d.com Skype: china3dprinter



Zhengzhou Chaokuo Electronic Technology Co., Ltd.

<http://flsun3d.en.alibaba.com> Tel: +0086-371-63433908 Email: xiaochen@flsun3d.com Skype: china3dprinter






Assembly feeder motor




Zhengzhou Chaokuo Electronic Technology Co., Ltd.

<http://flsun3d.en.alibaba.com> Tel: +0086-371-63433908 Email: xiaochen@flsun3d.com Skype: china3dprinter




Zhengzhou Chaokuo Electronic Technology Co., Ltd.

<http://flsun3d.en.alibaba.com> Tel: +0086-371-63433908 Email: xiaochen@flsun3d.com Skype: china3dprinter



Zhengzhou Chaokuo Electronic Technology Co., Ltd.

<http://flsun3d.en.alibaba.com> Tel: +0086-371-63433908 Email: xiaochen@flsun3d.com Skype: china3dprinter





Zhengzhou Chaokuo Electronic Technology Co., Ltd.

<http://flsun3d.en.alibaba.com> Tel: +0086-371-63433908 Email: xiaochen@flsun3d.com Skype: china3dprinter





Zhengzhou Chaokuo Electronic Technology Co., Ltd.

<http://flsun3d.en.alibaba.com> Tel: +0086-371-63433908 Email: xiaochen@flsun3d.com Skype: china3dprinter



Zhengzhou Chaokuo Electronic Technology Co., Ltd.



<http://flsun3d.en.alibaba.com> Tel: +0086-371-63433908 Email: xiaochen@flsun3d.com Skype: china3dprinter




Zhengzhou Chaokuo Electronic Technology Co., Ltd.

<http://flsun3d.en.alibaba.com> Tel: +0086-371-63433908 Email: xiaochen@flsun3d.com Skype: china3dprinter










Zhengzhou Chaokuo Electronic Technology Co., Ltd.

<http://flsun3d.en.alibaba.com> Tel: +0086-371-63433908 Email: xiaochen@flsun3d.com Skype: china3dprinter









Zhengzhou Chaokuo Electronic Technology Co., Ltd.

<http://flsun3d.en.alibaba.com> Tel: +0086-371-63433908 Email: xiaochen@flsun3d.com Skype: china3dprinter






fixed X-axis belt



Zhengzhou Chaokuo Electronic Technology Co., Ltd.


<http://flsun3d.en.alibaba.com> Tel: +0086-371-63433908 Email: xiaochen@flsun3d.com Skype: china3dprinter



belt tension spring



if the belt is too loose, can use belt tension spring to tight





5, Assembly heated bed

important update !!!

in the package, we have update the printer, have replaced the MK2 heated bed to MK3 heated bed. and no need glass. so in the package, not include glass, it is the Aluminum plate MK3 heated bed, can print on aluminum plate directly.

The assembly method is same to MK2 heated bed as follow.



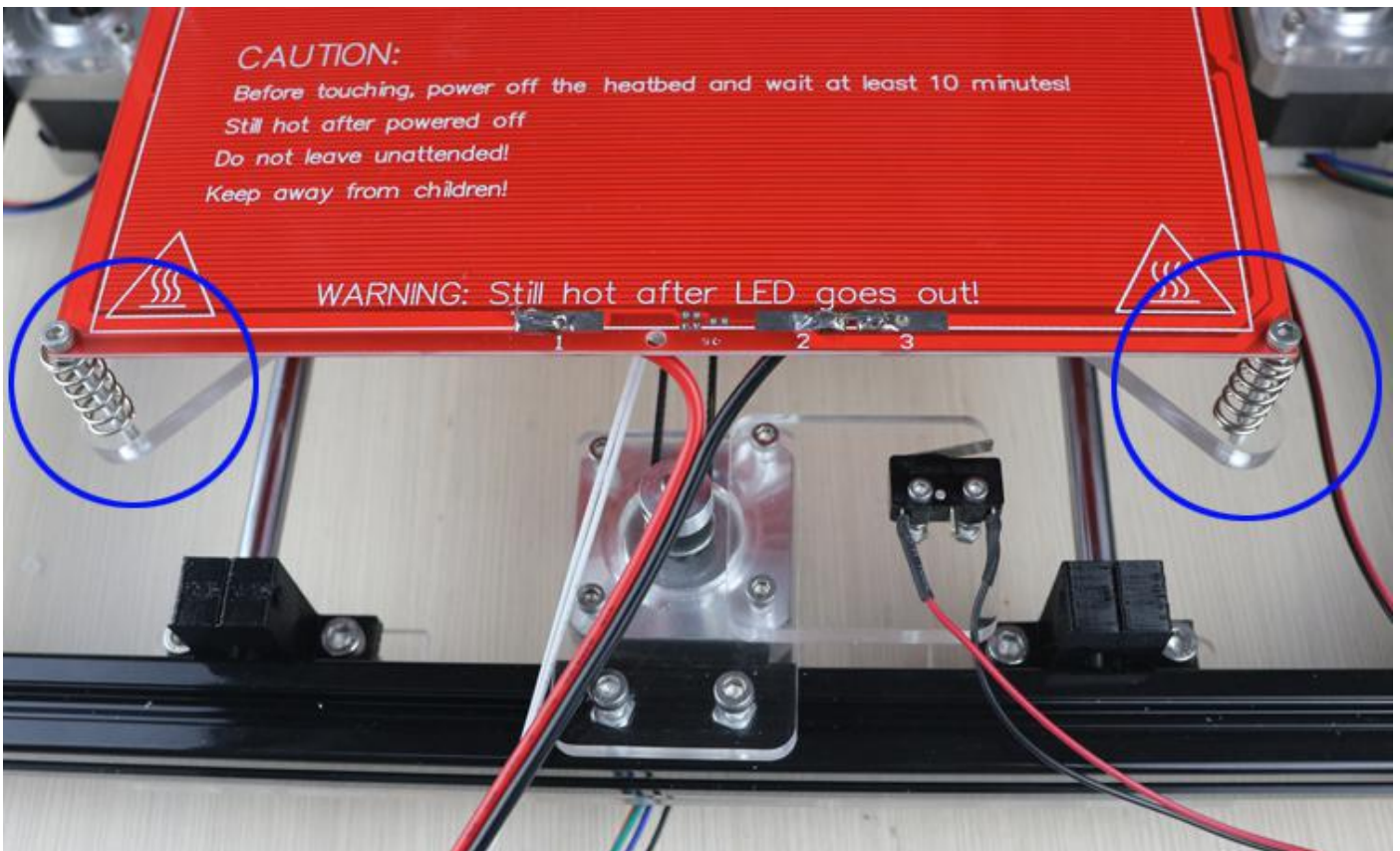



Zhengzhou Chaokuo Electronic Technology Co., Ltd.

<http://flsun3d.en.alibaba.com> Tel: +0086-371-63433908

Email: xiaochen@flsun3d.com

Skype: china3dprinter




Zhengzhou Chaokuo Electronic Technology Co., Ltd.

<http://flsun3d.en.alibaba.com> Tel: +0086-371-63433908

Email: xiaochen@flsun3d.com

Skype: china3dprinter





Zhengzhou Chaokuo Electronic Technology Co., Ltd.


<http://flsun3d.en.alibaba.com> Tel: +0086-371-63433908 Email: xiaochen@flsun3d.com Skype: china3dprinter




Zhengzhou Chaokuo Electronic Technology Co., Ltd.

<http://flsun3d.en.alibaba.com> Tel: +0086-371-63433908 Email: xiaochen@flsun3d.com Skype: china3dprinter







6, Assembly LCD





Zhengzhou Chaokuo Electronic Technology Co., Ltd.

<http://flsun3d.en.alibaba.com> Tel: +0086-371-63433908 Email: xiaochen@flsun3d.com Skype: china3dprinter




Zhengzhou Chaokuo Electronic Technology Co., Ltd.

<http://flsun3d.en.alibaba.com> Tel: +0086-371-63433908 Email: xiaochen@flsun3d.com Skype: china3dprinter





Zhengzhou Chaokuo Electronic Technology Co., Ltd.

<http://flsun3d.en.alibaba.com> Tel: +0086-371-63433908 Email: xiaochen@flsun3d.com Skype: china3dprinter




this place also ok





Zhengzhou Chaokuo Electronic Technology Co., Ltd.

<http://flsun3d.en.alibaba.com> Tel: +0086-371-63433908 Email: xiaochen@flsun3d.com Skype: china3dprinter



not assembly
the LCD to
frame ,
put it aside to
printer is
also ok

7, Assembly motherboard and connect





Zhengzhou Chaokuo Electronic Technology Co., Ltd.

<http://flsun3d.en.alibaba.com> Tel: +0086-371-63433908

Email: xiaochen@flsun3d.com


Skype: china3dprinter



Zhengzhou Chaokuo Electronic Technology Co., Ltd.

<http://flsun3d.en.alibaba.com> Tel: +0086-371-63433908 Email: xiaochen@flsun3d.com Skype: china3dprinter

the board also can
fixed on other place




Zhengzhou Chaokuo Electronic Technology Co., Ltd.

http://flsun3d.en.alibaba.com Tel: +0086-371-63433908

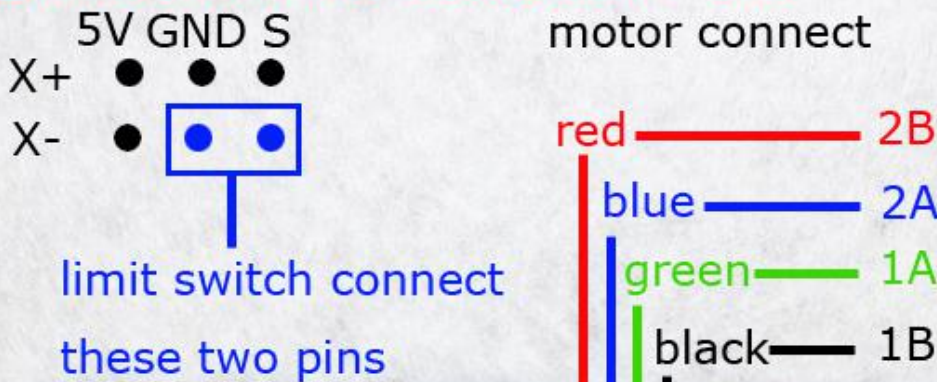
Email: xiaochen@flsun3d.com

Skype: china3dprinter


notes:if not use heated bed, the power line connect to power 1
if use heated bed,also need connect to power 2



1,motor line from left to right: red blue green black
2,limit switch not distinguish + and -





extruder motor



X motor

X switch







Zhengzhou Chaokuo Electronic Technology Co., Ltd.

<http://flsun3d.en.alibaba.com> Tel: +0086-371-63433908

Email: xiaochen@flsun3d.com

Skype: china3dprinter






Zhengzhou Chaokuo Electronic Technology Co., Ltd.

<http://flsun3d.en.alibaba.com> Tel: +0086-371-63433908

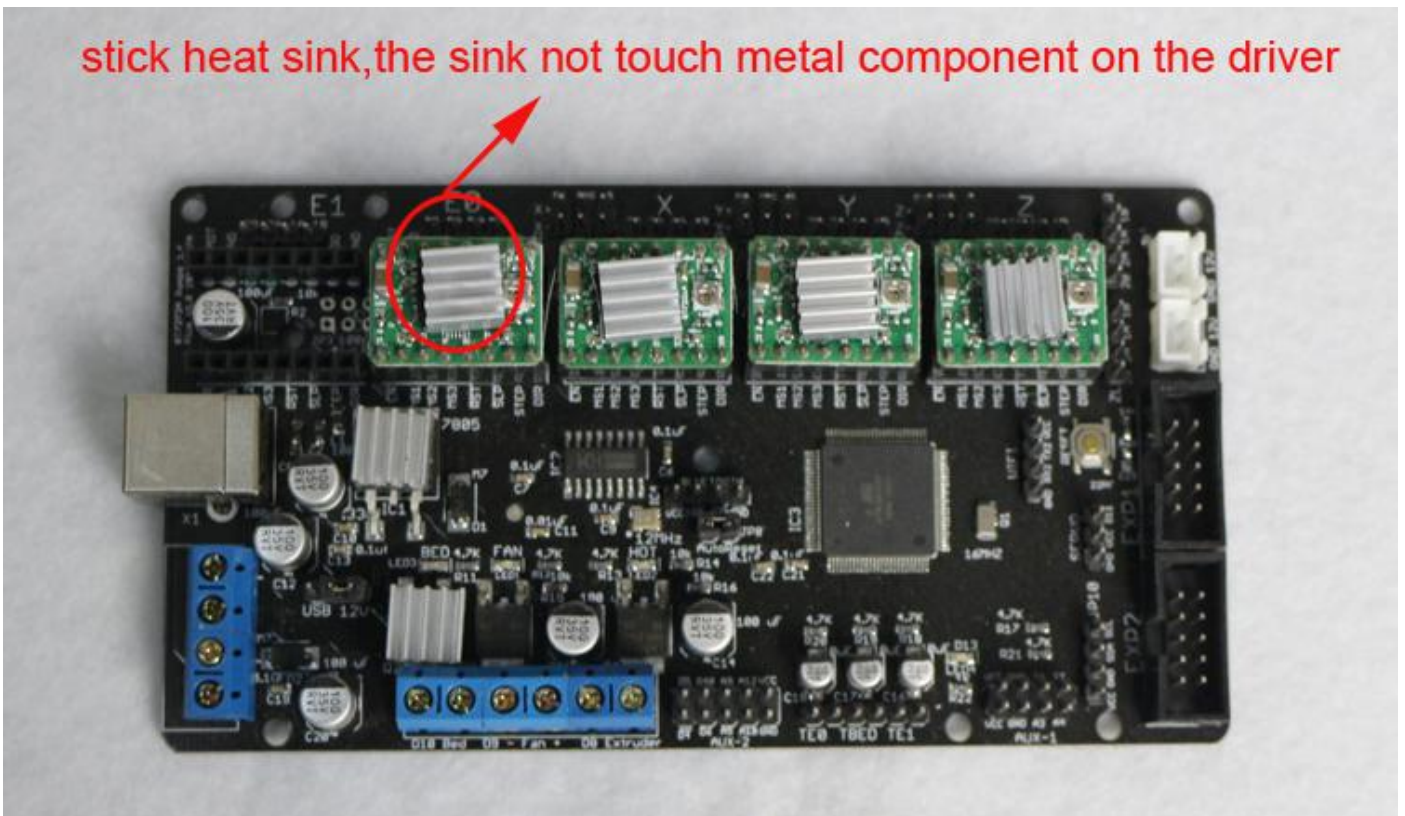
Email: xiaochen@flsun3d.com

Skype: china3dprinter






right connect



stick heat sink, the sink not touch metal component on the driver

power connect



1 2 — AC

Note Safety !!!

3 — GND


4 5 — -

6 7 — +

(1) when connect power to borad, the “+” and “-” must be right.


(2), if not use heated bed, only one line to borad is ok

add heated bed




if use heated bed, need add another line from power to board

8, Arrange cables





Zhengzhou Chaokuo Electronic Technology Co., Ltd.

<http://flsun3d.en.alibaba.com> Tel: +0086-371-63433908 Email: xiaochen@flsun3d.com Skype: china3dprinter



Zhengzhou Chaokuo Electronic Technology Co., Ltd.



<http://flsun3d.en.alibaba.com> Tel: +0086-371-63433908 Email: xiaochen@flsun3d.com Skype: china3dprinter





Zhengzhou Chaokuo Electronic Technology Co., Ltd.

<http://flsun3d.en.alibaba.com> Tel: +0086-371-63433908 Email: xiaochen@flsun3d.com Skype: china3dprinter

important notes: before arrange cables, must mark or remember every cable function, avoid confusion !!!!





Zhengzhou Chaokuo Electronic Technology Co., Ltd.

<http://flsun3d.en.alibaba.com> Tel: +0086-371-63433908 Email: xiaochen@flsun3d.com Skype: china3dprinter

